



Incoming 1st Year Parent Option Subject Information Night

Lusk Community College

Wednesday 10th April, 2024.

Order of this evening:-

Welcome

- Mr. Pat Cole - Principal

Option Subject Information

- Subject Teachers


VSware Information

- Mr. Pat Cole - Principal


Future transitioning events: and communication channels

- -





Welcome everyone



Subject Information

Option Subjects available in Lusk CC



Visual Art

What to expect when choosing Visual Art at Junior Cycle



Why study Visual Art?

Junior Cycle Visual Art encourages students to:

- Develop self-confidence, inquisitiveness, imagination and creativity
- Explore and develop their own ideas and to find personal expression through art, craft and design
- Use, research and experiment with a variety of traditional, contemporary, digital or new media
- Expand their knowledge and understanding of a range of Visual Art processes, skills and techniques
- Develop the visual literacy, critical skills and language necessary to engage with contemporary culture
- Look at, respond to and evaluate their own artwork and the artwork of others
- Engage with authentic, real-world problem-solving scenarios
- Develop the knowledge, skills and understanding necessary to realise authentic artwork



Visual Arts' Careers



ADVERTISING

- Art Director
- Creative Director
- Graphic Designer
- Typographer
- Web Designer



ARCHITECTURE

- Architect
- Interior Designer
- Landscape Architect
- Urban Designer



COMPUTER GRAPHICS

- Computer Animation
- Concept Artist
- Digital Illustrator
- Motion Graphics Designer
- Video Game Designer
- Visual Effects Animator



EDUCATION

- Art Camp Director
- Art Professor
- Art Teacher
- Community Studio Owner



FASHION

- Fashion Designer
- Jewelry Designer
- Makeup Artist
- Stylist



FINE ARTS

- Ceramicist
- Fiber Artist
- Mixed-Media Artist
- Muralist
- Painter
- Portrait Artist
- Printmaker
- Sculptor



MUSEUM/GALLERY

- Curator
- Dealer
- Docent
- Gallery Owner
- Museum Educator



PHOTOGRAPHY/FILM

- Cinematographer
- Costume Designer
- Fashion Photographer
- Photo Editor
- Photojournalist
- Set Designer
- Special Effects Makeup Artist
- Studio Photographer
- Wedding Photographer
- Wildlife Photographer
- Videographer



PUBLISHING

- Comic Book Artist
- Illustrator
- Medical Illustrator
- Storyboard Artist



OTHER

- Art Therapist
- Cake Decorator
- Caricaturist
- Courtroom Sketch Artist
- Event Planner
- Food Stylist
- Industrial Product Designer
- Police Sketch Artist
- Tattoo Artist



What's Covered in Visual Art?

Strands and Elements

Students will experience Visual Art through the interconnected strands of:

1. Art,
2. Craft,
3. Design..

and the 5 elements which include;

1. Critical and visual language,
2. Drawing,
3. Visual culture and appreciation,
4. Art elements and design principles
5. Media






Assessment in Visual Art

How will my work be assessed?

Art has a dual approach assessment: Classroom-Based Assessment (CBA) and formative assessment.

The assessment of Visual Art for the purposes of the Junior Cycle Profile of Achievement (JCPA) will comprise of:

- Two Classroom-Based Assessments (separate **descriptors** given for each)
 - CBA1 (completed in March/April in 2nd Year)
 - CBA2 (completed in October/November in 3rd Year)
- A state certified project (No drawing or written exam for Junior Cycle)





Practical Projects

Types of projects undertaken include:

Drawing

Painting

Graphic Design

Clay

Lino Printing

Etching

Batik


Puppetry

Embroidery



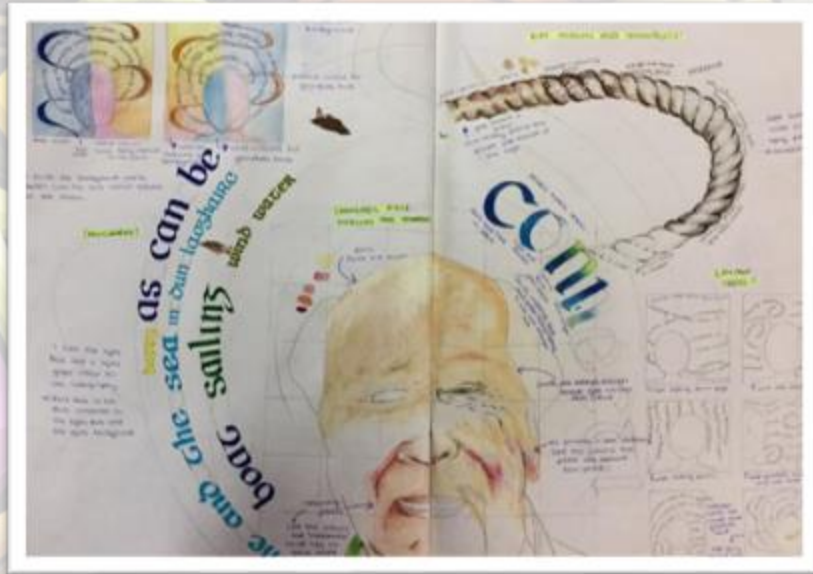
Animation

Digital Drawing





Project Examples: Calligraphy




Project Examples: Clay Modelling



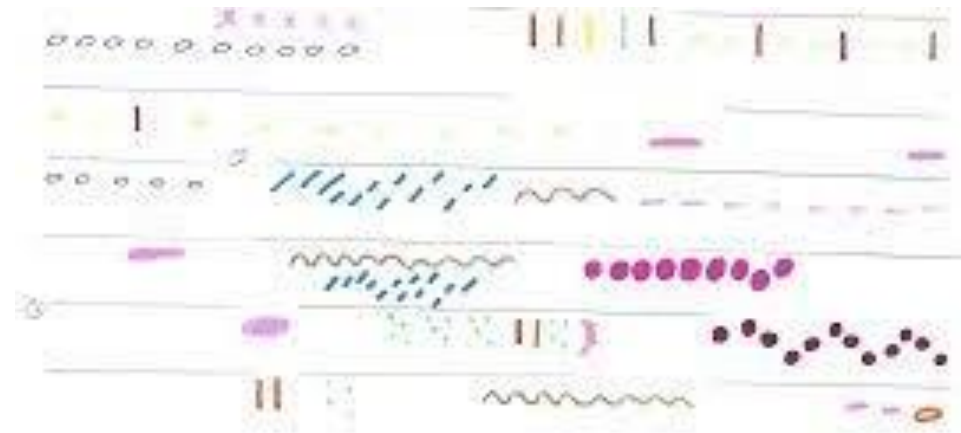



Junior Cycle Music



Strands of Junior Cycle Music

- **Creating and Exploring Music** - Learning to read and write music through paper and digital methods. Developing listening skills through listening to different genres of music.
- **Participating and Music-Making** - Learning to play instruments and create Electronic music.
- **Appraising and Responding to Music** - Learning to understand why music is structured the way it is and how to review it.





Who should study music?

You do not need to have any background in music to take it as a Junior Cycle subject. Music might suit students who:

- Like to sing or play instruments
- Like performing
- Are interested in technology
- Like listening to music
- Are creative
- Want to build self-esteem and confidence

Performing

It is not a requirement to already know how to play an instrument to choose music in Lusk CC.

Students should be aware that performance forms a huge part of the subject.

Students would be expected to perform in class, and we would encourage them to perform at school events.






Skills in Music

- Listening and appraising
- Performing
- Exploring and composing
- Creativity
- Working in groups and independently
- Peer review and support, performing
- Coping with nerves
- Confidence
- Presentation
- creating a portfolio
- Reading music notation
- Technology associated with music (e.g. Digital Audio Workspaces and notation software)
- Literacy
- Numeracy
- Managing their own workload
- Enjoyment
- Social interactions
- Using a variety of musical instruments






Assessments

CBA 1 – Composition Portfolio
completed in 2nd year

CBA 2 – Programme note completed in
3rd year

Performance exam – March/April of 3rd
year worth 30% of JC grade

Final exam – Listening and composing
exam worth 70%






Feedback from our current 1st years

What I like about music in 1st year is practical sometimes we get to chose our own groups and compose songs or lyrics with friends and that's something I find fun. I'm happy I chose music. Some skills I've learned is learning chords of instruments

I'm really happy I chose music because you get a lot of opportunities to participate in different activities during and after school

Music is a great subject if you like getting into groups and working together, in music you compose, learn and listen to different instruments and songs!

Music Department Facilities






Music Events and Extra Curricular



Career Opportunities

- Musician
- Performance
- Composition/ Song writing
- Conducting
- Education
- Sound Technician
- Radio/ Media
- Theatre/ Stage Management
- Tour manager
- Events management
- Business development
- Booking agent
- Cultural Management
- Animation
- Entertainment industry
- TV & film industry
- DJ



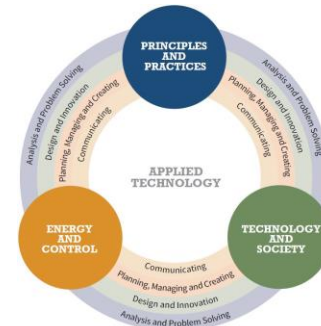



APPLIED TECHNOLOGY

Subject Overview

In Applied Technology, students engage in a variety of activities:

- Hands On Problem Solving
- Practical Project Work
- Collaborative Research
- Theory Work



The type of student suited to Applied Technology:

- Creative
- Interested in working with their hands
- Interested in making / building things (LEGO/Meccano) or circuits
- Curious about the world around us & how to make it a better one



Assessment at Junior Cycle



Applied Technology is assessed at a common level for all students:

1. A Practical Project and Portfolio (70%).
2. A Terminal Examination (30%).
3. Two classroom based assessments (Formatively Assessed).




Sample of Student Work - Expectations

3rd Year Projects


Microbits - Micro Controller





Automatic Gates - Sensor



Heat Sensors



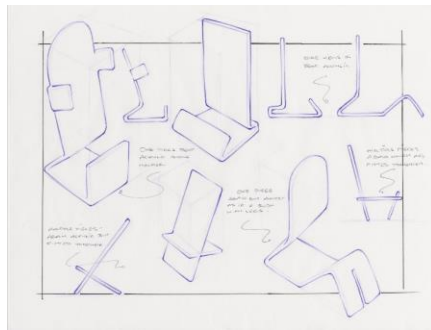
1st Year Projects






Phone/Ipad holder

Robotics

Motorised Vehicle



Students at work





Student Interview/Feedback on Subject

Here are a few comments on Technology from some current 1st Year students:

*“ Mr Mc teaches us that every day is an **opportunity to learn** in the classroom and about the world outside of school”*

*“I like it because it’s a **hands-on** subject that allows us to be creative and design appropriate **using technology to solve problems**”*

*“It’s a very **fun** subject”*

*“It is my favourite class; I always look forward to it, I am **learning** lots of **new skills & techniques** that help me **design & make things**”*


“My Mam loves it when I bring her something home that I have made for her”



Potential Careers

This subject builds skills and knowledge that are particularly useful for careers in the following Career Sectors:

- **Art, Craft & Design**
- **Construction, Architecture & Property**
- **Computers & ICT**
- **Engineering, Manufacturing & Energy**
- **Maritime, Fishing & Aquaculture**
- **Earth & Environment**
- **Biomedical Technologies & Medtech**



Any other information :



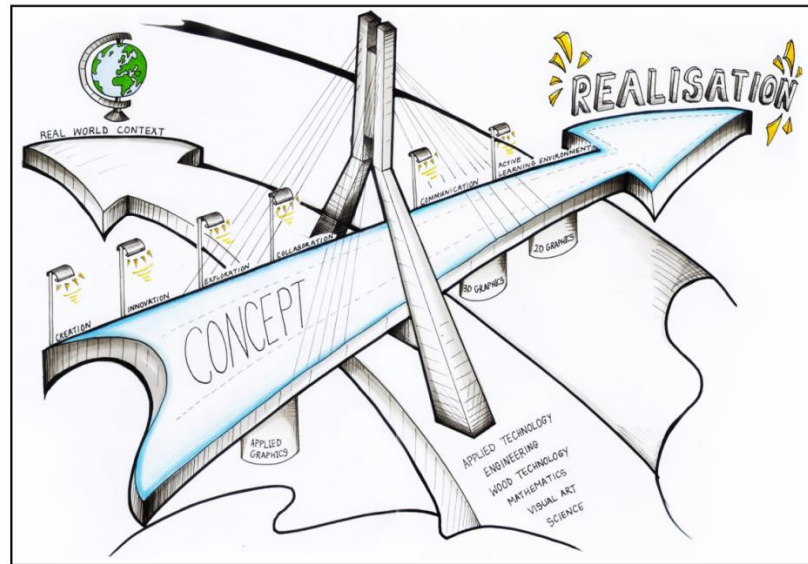
If you would like to find out any more information about the subject of Technology, we would encourage you to contact one of the subject co-ordinators.

Subject Coordinator email address:

- Diarmuidmcmamara@luskcc.ie



Graphics


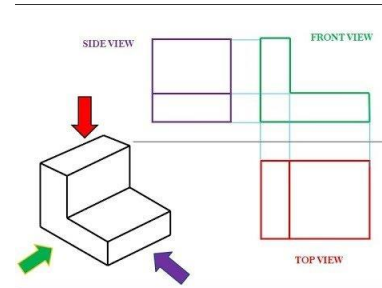


Subject Overview



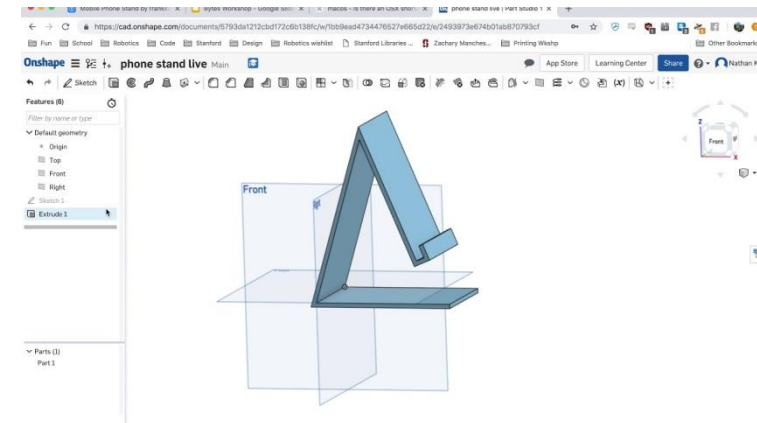
In Graphics, students engage in a variety of activities:

- Technical Drawing.
- Sketching.
- **CAD** – Computer Aided Design.



The type of student suited to Graphics:

- Good at drawing/Likes to draw.
- Creative.
- Attention to detail.








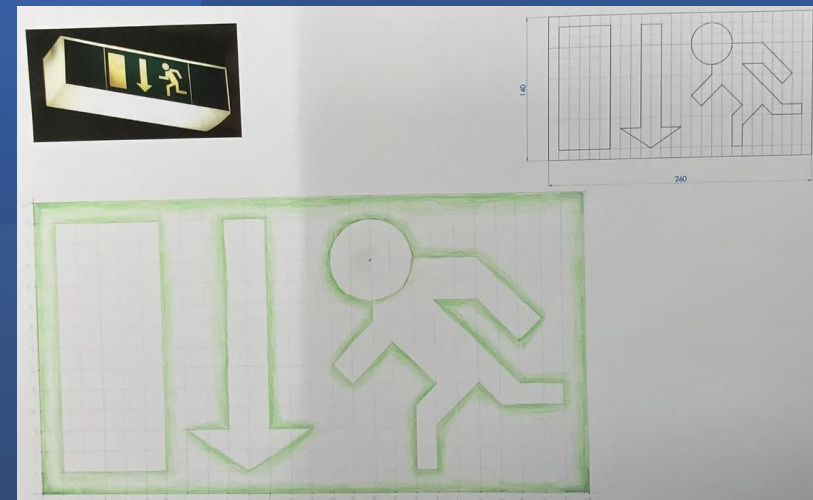
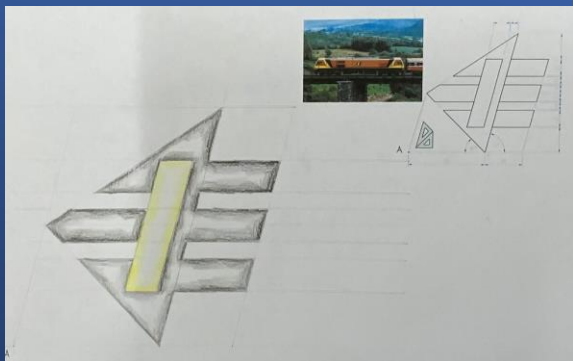
Assessment at Junior Cycle




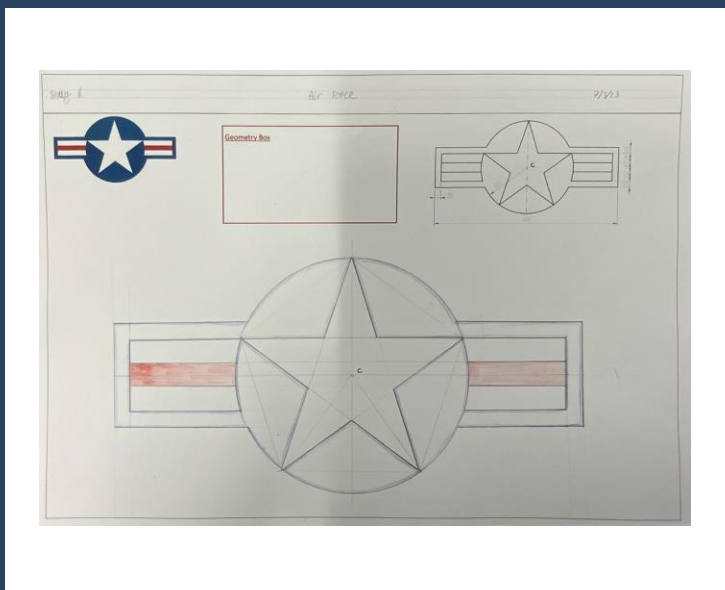
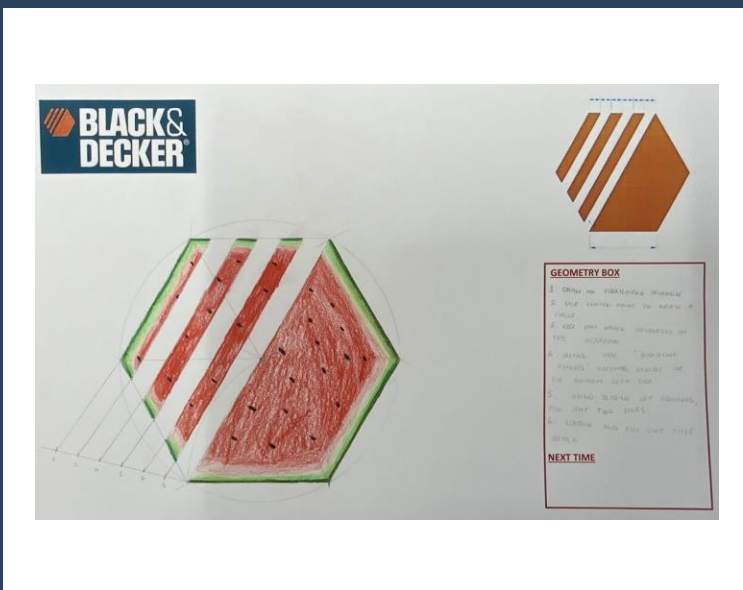
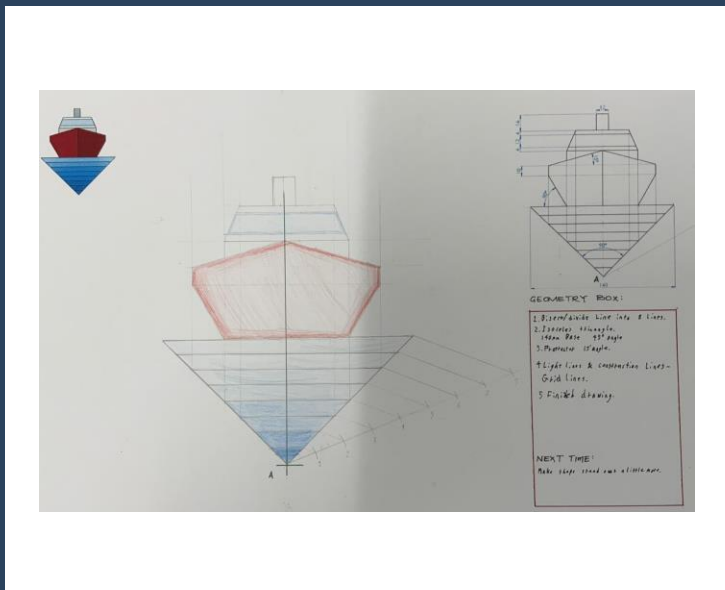
Graphics is assessed at a common level for all students:

1. A research project (30%).
2. A terminal examination(70%).
3. Two classroom based assessments (Formatively assessed).

FIRST YEAR WORK



FIRST YEAR WORK



Potential Careers



This subject builds skills and knowledge that are particularly useful for careers in the **Construction, Architecture and Property Sector**. This includes the following careers:

- Civil Engineering.
- Skilled Trades – Carpenter, Electrician, Plumber, etc.
- Construction Management & Planning.
- Architecture.
- Property Management and Auctioneering.
- Quantity Surveying.





For further information

If you would like to find out any more information about the subject of Graphics we would encourage you to contact one of the subject co-ordinators.

Subject Coordinator email addresses:

- Eric Leen – ericleen@luskcc.ie
- Euan Walsh – euanwalsh@luskcc.ie



Wood Technology

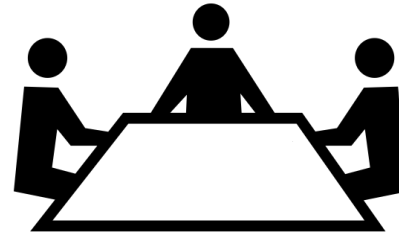


Subject Overview



In Wood Technology, students engage in a variety of activities:

- Practical project work.
- Collaborative research.
- Theory work.



The type of student suited to Wood Technology:

- Good with their hands.
- Interested in making things (LEGO/Meccano).
- Creative.





Assessment at Junior Cycle



Wood Technology is assessed at a common level for all students:

1. A practical project (70%).
2. A terminal examination(30%).
3. Two classroom based assessments (Formatively assessed).

Sample of Student Work



Third Year

First/Second Year





Student Feedback on Subject

Here are a few comments on Wood Technology from some of the current Junior Cycle students:

- *“I enjoy this subject because it is a **very hands on subject** you get to do a lot and you have a lot of choice yourself when it comes to thing they **let you be creative and think of your own ideas** while giving guidance”.*
- *“It’s a **very useful subject** to have, it gives you a lot of **new skills that aren’t offered by any other subjects**. It also opens up a **new path of career opportunities**”.*
- *“I think that it is a **very fun** subject to get into”.*



Potential Careers



This subject builds skills and knowledge that are particularly useful for careers in the **Construction, Architecture and Property Sector**. This includes the following careers:

- Civil Engineering.
- Skilled Trades – Carpenter, Electrician, Plumber, etc.
- Construction Management & Planning.
- Architecture.
- Property Management and Auctioneering.
- Quantity Surveying.





For further information

If you would like to find out any more information about the subject of Wood Technology we would encourage you to contact one of the subject co-ordinators.

Subject Coordinator email addresses:

- Eric Leen – ericleen@luskcc.ie
- Shane Finneran – shanefinneran@luskcc.ie





Home Economics



Three Strands in Home Economics

Within each strand the students learn different topics.

These topics all interlink

```
graph TD; A[Food, Health and Culinary Skills] --- B[Responsible Family Living]; B --- C[Textiles and Craft]; C --- A;
```

**Food, Health
and Culinary
Skills**

**Responsible
Family Living**

**Textiles and
Craft**

What is Home Economics?

At Junior Cycle, this subject could be renamed as '**Life Skills**'. This is a subject where you will learn how to take care of yourself, others, your home and the environment.

It is much more than cooking and sewing!

Some of the things you learn about are

- **your body** - how to keep it physically and mentally well
- **food**- how it nourishes our body, how to buy, store, prepare, cook and serve it
- **using money**- how to spend it wisely, how to save it, how we are protected as consumers
- **your home**- room planning, designing it, safety and hygiene, how it's impacts the environment
- **textiles** - design and craftwork, basic sewing skills, how to wash and care for your clothes
- **sustainability** - how to be resourceful, grow own food, correct waste disposal, making ethical shopping choices

Assessment

Two Classroom Based assessments. (CBA)

These are projects that student do independently to showcase the skills they have learned. They are part of all Junior Cycle Subjects.

- Craftwork CBA - 2nd Year
- Food Literacy Skills CBA - 3rd Year

Formal Assessment - End of 3rd Year

- Written Exam in June - 50%
- Cookery Exam done in May - 50%



This subject allows for all students to achieve as it is assessed practically as well as theoretically.



- This is a **practical subject** so you will carry out a lot of activities in school and at home.
- There is **one theory** and **one practical** class each week.

The practical is usually a cookery class where students work in pairs to cook something. Basic dishes are done in 1st year which gradually get more complex so students build up the skills needed to work independently for a cookery exam in 3rd year. Some practical classes focus on textiles where students upcycle something using basic sewing skills or learn a traditional craft such as embroidery or felting.

- **Extra- curricular opportunities** include Cookery Club, Cake decorating, Baking Competitions and Craft Club.



What others have to say..

'Something I think should be compulsory in schools: food science and Home Economics.

Every kid should do it'

-James Kavanagh, Influencer

'I think it's fantastic, I think it is the greatest life skill and I think it should be mandatory for all the kids'

-Nevin Maguire, TV Chef



'The study of food and cooking needs to be made a compulsory subject in schools, there are youngsters now who can't make toast.'

-Darina Allen, Chef & Entrepreneur

'I like Home Ec because you learn real life things that help me everyday, i really like cooking!'

1st year student

'It's fun because there lots of different topics. You get to do a lot of group work and show your creativity'

2nd year student

FUN

Subject Overview

The course is three years long and offers examination at Common Level.

Classroom Based Assessment (CBA) 1 – 2nd Year

Group Project done over 4 weeks concentrating on Enterprise (Nov/Dec)

Classroom Based Assessment (CBA) 2 – 3rd Year

Individual Presentation completed over 3 weeks and presented in December. (10% of overall Grade)

Junior Cycle Exam– 3rd Year

90% of overall JC Grade, completed in June



Subject Overview

The Junior Cycle Business curriculum is broken down into three interconnected strands;

1. **Personal Finance** – being a smart consumer, household budgets, calculating loan repayments, insurance etc.

2. **Enterprise** – setting up companies, entrepreneurs, business plans and marketing.

3. **Our Economy** - How Ireland is managed and organized, keeping up to date with current affairs.



Extra – Curricular

- 1st Years – annual trip to a local factory (Butlers)
- 2nd Year – Student Enterprise Programme
- 2nd Year – Annual Christmas Trade Fair

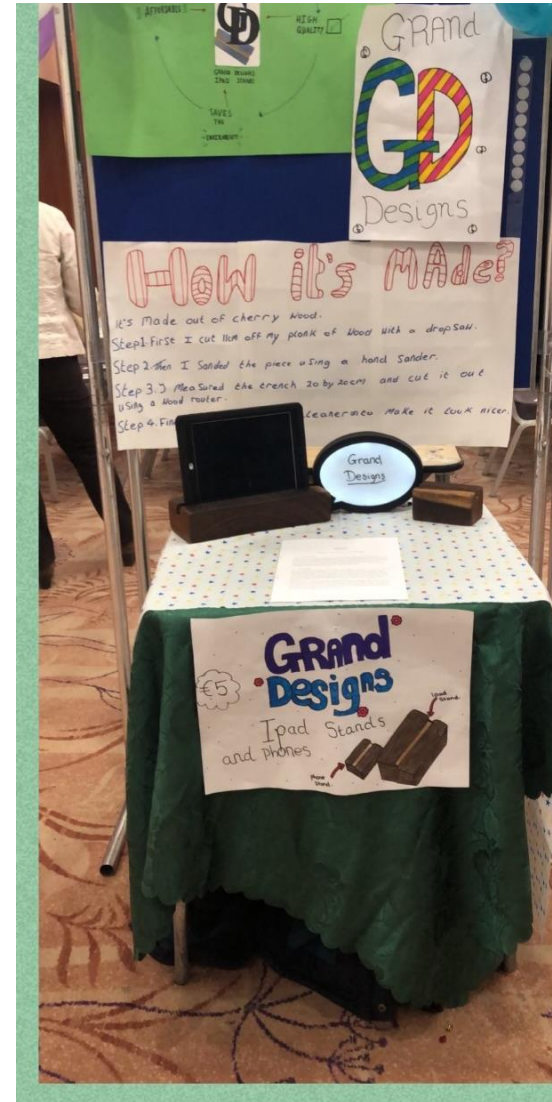


Annual Christmas Trade Fair



Student Enterprise Awards

- Students have the opportunity to work with Enterprise Ireland in 2nd year.
- Product Innovation & design – coming up with a new idea/product/service and taking this through the business start up process.



Benefits of Studying Business

Teaches students life skills – how to be a smart consumer, budgeting, applying for loans, calculating interest, household bills, calculating insurance.

Allows students opportunities to be creative and enterprising and develop skills in a number of areas such as Teamwork, Planning and Organising, Event Planning.

Encourages students to become interested in current affairs and the Irish Economy.

Students can specialize in 3 subjects at Senior Cycle: accounting, economics and business



Parents Association



What we do



Foster a working relationship with the school community



Work from an agreed annual plan



Communicate to the Board of Management via parent reps and the principal



Review School Policy Documents in collaboration with the school

Email: parentsassociation@luskcc.ie



Coláiste Pobail Lusca



ONLINE PAYMENTS



DIGITAL SUPPORT

ENROLMENT FORMS



ACCELERATED READER





Re: Incoming First Year Options Night, Wednesday 10th April 2024, 6.30pm

Dear Parent/Guardian,

I hope that you are well. In advance of this evenings Options Information Evening, as support, I am providing information/details/steps for later reference or for those unable to attend on the night.

The following information will be provided on the night:

- **Optional Subjects/Modern Foreign language Information**
- **VSware account creation/VSware access**
- **Choosing Optional subjects and Languages on VSware**
- **Wriggle Store/Ordering the Ipad**

Optional Subjects/Modern Foreign language Information

Parent/Guardians and students will be presented with information on each of the optional subjects which the school offers. The Subjects are:

1. Wood Technology
2. Visual Art
3. Music
4. Applied Technology
5. Home Economics
6. Business Studies
7. Graphics

In Lusk Community College students study two subjects from the above list for Junior Cycle. The process of choosing subjects is completed on the school's information management system, VSware. Parents will have access to this system via the VSware App. Instructions on the downloading and accessing the App are included in this letter.

Lusk Community College offers a choice between two Modern Foreign Languages:

1. Spanish
2. French

All students choose one MFL language.

VSware account creation/access

VSware is an in-school information management system which allows schools to manage and store student data such as attendance, reports and assessments, behaviour, subjects and timetables. At this stage parent/guardians will only access VSware to make option/language choices for your son/daughter. Further access will be enabled when school starts in August.

Parent/Guardians may access VSware via the App downloaded to their device or on a browser.

Where a sibling is already attending LCC – NO ACTION IS REQUIRED. In this case, your Incoming Son/Daughter will appear next to their sibling in your current VSware Access.

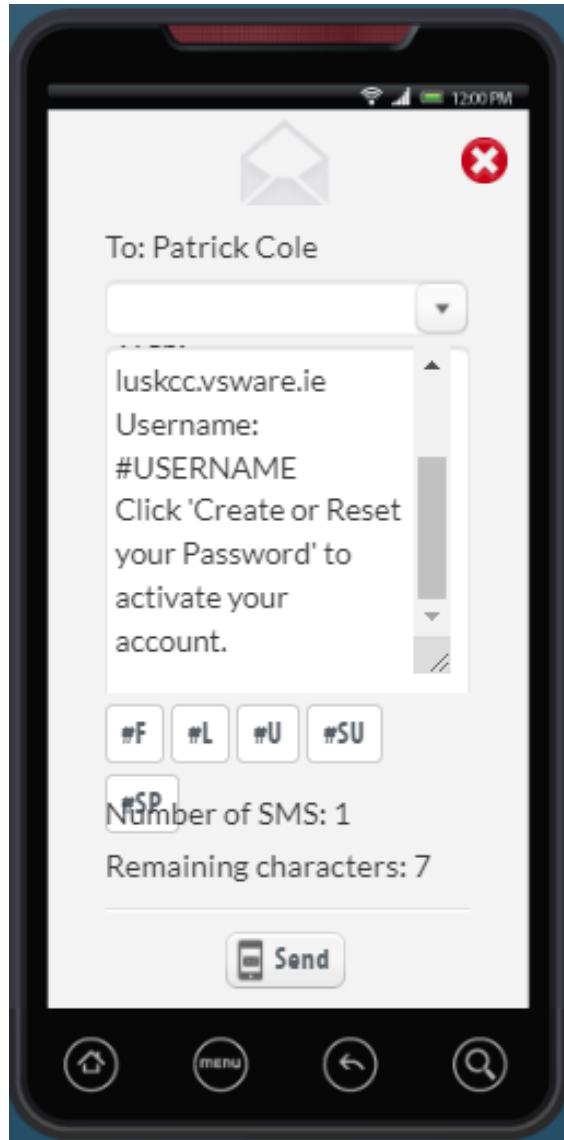
VSware





VShare

- School Reports
- Student Attendance
- Absent Text
- Records
- Behaviour Reports
- Notifications
- Options



Please see your access details to VSware below:

Web: luskcc.vsware.ie

Username: #USERNAME

Click 'Create or Reset your Password' to activate your account.

VSware



Welcome to VSware

School name *

 ✕

Username *

You must enter your username

Password *

 🔒

You must enter your password

[Create or reset your password](#)

Don't have an account? [Learn more](#)

Siblings in the school already

- If you already have a VSware account:
Do not create another one.
- All your children will be located in the VSware App

IF NOT:

- Contact the school office 015130000
- Email incoming@luskcc.ie



Parent Dashboard



Welcome to the Dashboard

This page is your one-stop-shop to view live notifications on your student's attendance, behaviour, reports and more. If you want to explore further, click into your student's profile.



Your Students



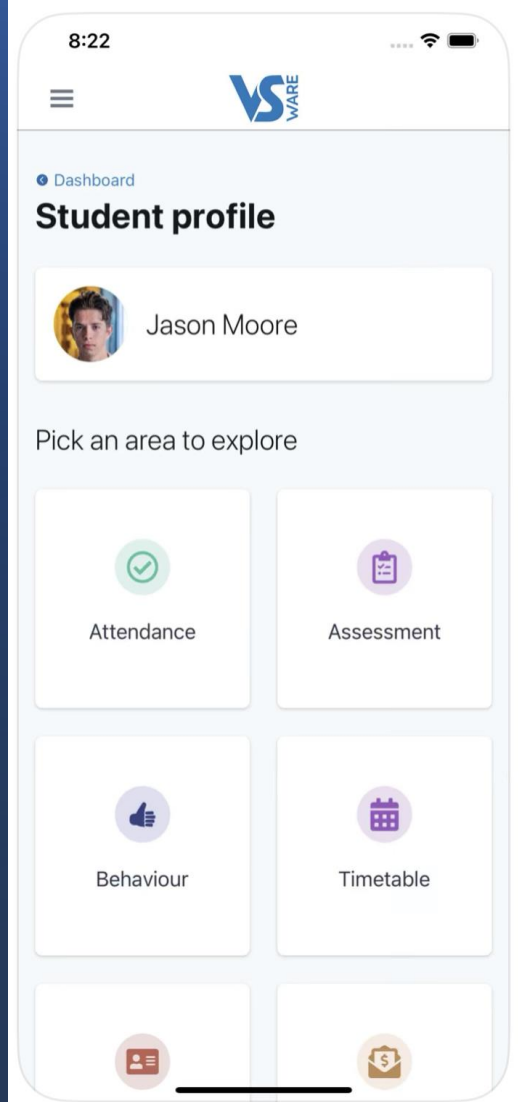
Your Contact Details



Notifications



[View all](#)



Notifications >>> Settings >>> VSware >>> Allow Notifications

Choosing Your Optional Subjects & MFL



Please follow the steps below in relation to VSware.

1. Please download the VSware App to your device from the IOS App or Android Google Play stores



2. This afternoon, LCC will send a USERNAME and LINK via text message to the phone contact which you have provided.
3. This allows Parent/Guardians access to create a new PASSWORD.
4. The USERNAME and PASSWORD you create will allow access to VSware using the link provided or using VSware App which you will have downloaded in step 1.

Further instruction on downloading and accessing your VSware account can be found on the school website following this link: <https://www.luskcommunitycollege.ie/vsware.html>

Choosing Optional subjects and Languages on VSware

When you have completed the steps above allowing you to access VSware, subject options/languages may be chosen.

1. The Parent Dashboard will show the following (see below). Only Student Options will be available to Parent/Guardians at this time.
2. Click on STUDENT OPTIONS to choose your preferences, in order of preference, i.e. 1 being the subject you want to study the most.

LCC does not use the Fees Module in VSware.

Pick an area to explore

| | | | | |
|---|--|--|---|--|
| Attendance Monitor your student's attendance at a glance, view records from an entire year or specific lessons. Learn More → | Assessment View your student's full academic record, track progress over time and download term assessments. Learn More → | Behaviour Keep track of your student's behaviour, monitor progress & teacher feedback. Learn More → | Timetable View your student's timetable, see realtime data for which lessons they are in at any given time. Learn More → | Personal Info Overview of your student's key info. Ensure that this is up to date. Learn More → |
| Fees Overview of school fees for the year, pay directly to school online. Learn More → | Student Options Submit next year's subject preferences directly to the school. Learn More → | | | |

Please note the following; every effort will be made by the school to ensure that all preferences are met, however this is not always possible. Please ensure that sufficient consideration of preferences beyond 1&2 is given.

Students picking Applied Technology and Wood technology should give strong consideration to preferences 3 & 4. As these subjects are similar in nature, and in order to allow all students access a practical element of

Student Profile



Pick an area to explore



Attendance

Monitor your student's attendance at a glance, view records from an entire year or specific lesson.

[Learn More](#) →



Assessment

View your student's full academic record, track progress over time and download term assessments.

[Learn More](#) →



Behaviour

Keep track of your student's behaviour, monitor progress & teacher feedback.

[Learn More](#) →



Timetable

View your student's timetable, see realtime data for which lesson they are in at any given time.

[Learn More](#) →



Personal Info

Overview of your student's key info. Ensure that this is up to date.

[Learn More](#) →



Fees

Overview of school fees for the year, pay directly via card online.

[Learn More](#) →



Student Options

Submit next year's subject preferences directly to the school.

[Learn More](#) →



Well Done for logging in to VSware and accessing the options page!! If you have any questions please send them to incoming@luskcc.ie or call the school office at 015130000. Best of luck picking your options and language. Regards LCC

On the table(s) below choose subjects in order of the highest priority of preference (1, 2, etc).




Optional Subjects

| Preference | Subject Choice |
|------------|---|
| 1 | <input type="text" value="Select a subject"/> |
| 2 | <input type="text" value="Select a subject"/> |
| 3 | <input type="text" value="Select a subject"/> |
| 4 | <input type="text" value="Select a subject"/> |

Modern Foreign Language

| Preference | Subject Choice |
|------------|---|
| 1 | <input type="text" value="Select a subject"/> |
| 2 | <input type="text" value="Select a subject"/> |

Confirm



**Closing Date Tuesday
Tuesday 16 April 2024**

Ms. Ní Chléirigh
incoming@luskcc.ie



Where are we now on
our journey to LCC?



Lusk Community College

Raheny Lane, Rathmore Road, Lusk,
Co. Dublin.

Phone 01 513 0000
Email adminluskcc@ddletb.ie
Website www.luskcommunitycollege.ie



Coláiste Pobail Lusca

Lána Ráth Éanaigh. Bóthar an Rátha Mhóir,
Lusca, Contae Bhaile Atha Cliath.



Updated - Important Dates for Incoming First Years 2024

| Day | Date | Event |
|--------------------------------------|-----------------------------------|--|
| Wednesday | 28 th February 2024 | Information Evening (Online) |
| Friday | 1 st March 2024 | CAT4 Assessment for Lusk SNS |
| Saturday | 2 nd March 2024 | Cat4 Assessment for all schools (Other than Lusk SNS) |
| Tuesday | 9 th April 2024 | Wriggle Store Opens |
| Wednesday | 10 th April 2024 | Option Subject Evening |
| Wednesday | 8 th May 2024 3-7pm | Grants Pop Up Shop |
| Thursday | 9 th May 2024 3-7pm | Grant Pop Up Shop |
| Tuesday | 25 th June 2024 | Wriggle Store Closes |
| Thursday (Provisional start date) | 22 nd August 2024 | Collection of books/stationary earlier in this week. |

***The above dates are subject to change.
Parent/Guardians will be informed about any changes via text message.***

Place an Order or Send Your Details and We'll Call you Back

Grants, 7-8 Manor Street, Stoneybatter, Dublin 7

See map, transport and parking details below:

Tel: (01) 6791626 | Email: info@grantsclothing.ie

Open all year round.

Opening hours

Monday–Friday 9.30AM-5.30PM / Saturday 9.30AM-5PM

We are open through lunch.

There is no need to make an appointment just drop in.





Schoolbooks Grant

Guidance for Post-Primary Schools 2024/25

At the start of each year, we will provide:

- eBooks for iPad.
- Text books for study at home
- Stationary
- Copies/hardbacks, etc..
- Calculators
- Pens/Pencils
- Equipment for Art/Graphics/etc.



Coláiste Pobail Lusca



VS
WARE

ONLINE PAYMENTS



DIGITAL SUPPORT



Coláiste Pobail Lusca



ONLINE PAYMENTS



DIGITAL SUPPORT

ENROLMENT FORMS




ACCELERATED READER





etb

Bord Oideachais agus Oiliúna
Átha Cliath agus Ibhain Laoghaire
Dublin and Dún Laoghaire
Education and Training Board

 School Payments System

Login

[Forgot your password?](#)

Create Account

Lusk Community College
[Privacy](#) | [Terms](#) | [Help](#) | [Staff](#)



Instructions for Online Payments

In order to facilitate ease of payment of school funds, Lusk Community College is now using the MIT online payment system. This means that you can pay school fees through our secure online system by credit or debit card and keep track of payments paid and print off a receipt.

To set up your online payment account:

1. Go to www.luskcommunitycollege.ie select the "ONLINE PAYMENTS" button located in the middle of the homepage.
2. For your first time to login select the "Create Account" button.
3. Enter your child's first name, surname and PPS number. This system does not accept Irish fadás, accents or apostrophes (e.g. if your surname is O'Shea, enter OShea –no spaces)
4. Press NEXT.
5. You will be asked to confirm if your address and contact details are correct and you must enter an email address for further communication. (This email address will be used as your username) You must also create and confirm a password. Keep a secure record of these as you will use them to login on future occasions.
6. Note that you can edit your child's personal and contact details on the system. If you notice an error in your [details](#) please click on the "Edit" button and "Update" once corrections have been made. Please tick the box confirming your details are now correct and click the "Confirm" button.
7. You will see at least two tabs in the payment screen depending on how many children you have attending Lusk Community College. Choose the "Family" tab if you wish to pay a number of fees or choose your child's name if you wish to make a payment against that individual.
8. Choose the amount you wish to pay from the payment dropdown and click the NEXT button.
9. Enter your credit card /debit card details as instructed on the screen and click on the NEXT button.
10. You can print and/or save your receipt.

To make payments for the coming academic year, click on the 2022/2023 Year tab.

We would appreciate your support in using this online system. If you have any difficulties using this system at any time, please do not hesitate to contact our school office on 01-5130000 for assistance.

Thank you for your co-operation and contribution. Please retain these instructions for future use.

You are advised to use [Google Chrome](#) for this programme. If not available, please ensure that you have the most up-to-date version of the system you are using installed. Please ensure the details input are exactly as recorded on the application form.



Incoming@luskcc.ie

Ph: 01 5130000

Uniform - Grants



MIT – School
Online Payment
System



WRIGGLE



VSware –
Information
Management
System

the school curriculum, it may not be possible for all students choosing both to study both. Therefore, 3rd & 4th preferences are important.
Further information on selecting option/languages can be found on the school website at the following link:
<https://www.luskcommunitycollege.ie/vsware.html>

Wriggle Store/Ordering the Ipad

A delay from Wriggle has resulted in a new store opening period: 9th April to 25th June 2024
Please follow the steps below to purchase your iPad from Wriggle:

1. The following Lusk CC Store Code: **53847130** is required to access LCC store on the Wriggle website.
2. Go to <https://store.wriggle.ie/>
3. Enter your personal details to register an account.
4. Add student details.
5. Continue to Shop Now. The LCC Wriggle store is configured to the schools' requirements:
iPad 10.9" 256GB, heavy duty protective shield, Wriggle support and management license.
Parent/guardians should consider insurance from Wriggle or other sources.

Further support on using the Wriggle Store may be found on school website at:
<https://www.luskcommunitycollege.ie/purchasing-the-ipad1.html>

The information above will be further explained at the options event. Slides will be posted on the school website immediately following the event.

All queries relating to Incoming first years may be directed in the first instance to incoming@luskcc.ie
The school office may also be contacted at 015130000

We look forward to seeing you on Wednesday 10th April 6.30pm.

Yours sincerely



Pat Cole

Wriggle Store/Ordering the Ipad

A delay from Wriggle has resulted in a new store opening period: **9th April to 25th June 2024**

Please follow the steps below to purchase your iPad from Wriggle:

1. The following Lusk CC Store Code: **53847130** is required to access LCC store on the Wriggle website.
2. Go to <https://store.wriggle.ie/>
3. Enter your personal details to register an account.
4. Add student details.
5. Continue to Shop Now. The LCC Wriggle store is configured to the schools' requirements: iPad 10.9" 256GB, heavy duty protective shield, Wriggle support and management license. Parent/guardians should consider insurance from Wriggle or other sources.

Further support on using the Wriggle Store may be found on school website at:

<https://www.luskcommunitycollege.ie/purchasing-the-ipad1.html>

Spread the cost with split payments from WrigglePay



Step 1

Welcome to your Wriggle School Store. To access your store, please register for an account by filling out the details as requested below and accept your student's school as listed. If you require any assistance, please contact our support desk by info@wrigglelearning.ie

Welcome to Wriggle School Stores Parent/Guardian Registration

Enter you secure store login code. The required code will have been provided to you by the School.

Continue



Can't find your store login code? Please contact your school.



Hello Patrick

My Students >

Orders

Addresses

Payment methods

Account details

Sign out

My Students


Lusk CC

Add a Student

First Name*

Last Name*

DOB*

School Year* 

 Add

Full Name

DOB

School Year

senan cole

17/01/2009

1st Year



Shop Now

Spread the cost with split payments from [WrigglePay](#)

1,500+ Schools and Institutions Supported 25,000+ New Parents and Students Annually 10+ World Leading EdTech Partners

My Account » Lusk CC

My Students

senan cole, 1st year >

WrigglePay
powered by humm

Spread the Cost with Wriggle Pay

Apply for Pre-Approved to Finance your purchase

Wriggle Support Desk

Contact Support



Lusk CC (1st year)

10.9" iPad 256GB (10th Gen)

- Display size: 27.7 cm (10.9")
- Processor model: A14 Bionic chip 64-bit
- Battery life (max.): 10 hours

Price: **€639.00**

[Configure Device & Buy](#)




Budgeting Costs – 2023

Wriggle

Ipad 256 Gb **€599.00**

Case **€50.00**

Device Mgt **€160.00**



Lusk Community College

Raheny Lane, Rathmore Road, Lusk,
Co. Dublin.

Phone 01 513 0000
Email adminluskcc@ddletb.ie
Website www.luskcommunitycollege.ie



Coláiste Pobail Lusca

Lána Ráth Éanaigh. Bóthar an Rátha Mhóir,
Lusca, Contae Bhaile Atha Cliath.



Updated - Important Dates for Incoming First Years 2024

| Day | Date | Event |
|--------------------------------------|-----------------------------------|--|
| Wednesday | 28 th February 2024 | Information Evening (Online) |
| Friday | 1 st March 2024 | CAT4 Assessment for Lusk SNS |
| Saturday | 2 nd March 2024 | Cat4 Assessment for all schools (Other than Lusk SNS) |
| Tuesday | 9 th April 2024 | Wriggle Store Opens |
| Wednesday | 10 th April 2024 | Option Subject Evening |
| Wednesday | 8 th May 2024 3-7pm | Grants Pop Up Shop |
| Thursday | 9 th May 2024 3-7pm | Grant Pop Up Shop |
| Tuesday | 25 th June 2024 | Wriggle Store Closes |
| Thursday (Provisional start date) | 22 nd August 2024 | Collection of books/stationary earlier in this week. |

***The above dates are subject to change.
Parent/Guardians will be informed about any changes via text message.***



**All devices in LCC must have
Management Software**



**Do not purchase Books/e-
Books from Wriggle**



**Shop around for best
insurance for you**

Homework Tasks

1

Create MIT-Payment Account if you have not already done so.

2

Download the VSware App to your device

3

Choose Option Subjects and Language Option on VSware App by Tuesday 16 April

4

Wriggle Store closes on 25 June